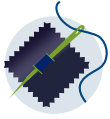




# 7041 PARAMOUNT WHITE™

**International  
Coatings™**  
Textile Screen Printing Inks



## RECOMMENDED FABRICS

Cotton/Polyester Blends 100%  
Polyesters




## INK APPLICATION

7041 Paramount White™ should be used right from the container without any modifications




## ADDITIVES

If modification is necessary, use 1% to 10% by weight of 1099 Low Bleed Curable Reducer



## SCREEN MESH

60-230 t/in (24-90t/cm)  
monofilament



## EMULSION

Any direct or indirect emulsion or capillary film in the 35 to 70 micron range



## SQUEEGEE

65-75 Durometer  
Sharp edge



## CURE TEMPERATURES

275°F-325°F (135°C-163°C)  
entire ink film



## CLEAN-UP

Any eco-friendly plastisol  
screen wash



## PRODUCT PACKAGING

Quart, 1 gallon, 5 gallon, 30 gallon or 50 gallon containers



## STORAGE OF INK CONTAINERS

65° to 90°F (18°C to 32°C)  
Avoid storage in direct sunlight  
Keep containers well sealed



## SDS

Refer to SDS prior to use

## FEATURES

7041 Paramount White™ is an ultra low bleed, high pigment, fast flashing, low tack, non-phthalate plastisol screen printing ink formulated to help block dye migration problems on various problem polyester content fabrics.

7041 Paramount White™ has a very creamy viscosity and is very easy to print. As a result, less pressure is needed to print to clear the screen.

## SPOT FLASHING

7041 Paramount White™ will spot dry, with a very low after flash tack. Dwell time is dependent on the spot dryer used. In some cases, you may have to lower the heat of the spot cure unit because too much heat may actually make the ink tacky. When you spot dry, you are only partially fusing or gelling the surface of the ink. The ink should be just dry to the touch, with no lift off, but not totally fused. Totally fusing the underprint may cause inter-coat adhesion problems with the inks printed on top. Final fusing or curing should occur in the dryer.

## IMPORTANT INFORMATION

7041 Paramount White™ is an ultra low bleed ink, not a non-bleed ink. On some types of fabric, bleeding or dye migration may occur. Always test print the fabric to be printed before beginning production. It is best to do some long term testing on fabrics to determine if they are going to bleed. Bleeding or dye migration may not occur right away.

Adding any reducers or additives can lower the bleed resistance, opacity, or increase cure times of ink. **STIR** the ink prior to printing on press and after addition of reducers or additives.

Excessive squeegee pressure, when using 7041 Paramount White™, will drive the ink through the fabric, making the ink look less opaque. Again, adding too much reducer will also cause loss of opacity.

Test dryer temperatures and wash test printed product before and during a production run.

Ghosting, or fabric discoloration may occur when using this product on some 100% cotton fabrics. Always test for ghosting, dye or pigment migration or bleeding on any 100% cotton fabric before beginning production.

## DISCLAIMER

Recommendations and statements made are based on International Coatings' research and experience. Since International Coatings does not have any control over the conditions of use or storage of the product sold, International Coatings cannot guarantee the results obtained through use of its products. All products are sold and samples given without any representation of warranty, expressed or implied, of fitness or any particular purpose or otherwise, and upon condition that the buyer shall determine the suitability of the product for its own purpose. This applies also where rights of third parties are involved. It does not release the user from the obligation to test the suitability of the product for the intended purpose and application.

REV. 1900001